DIRECTIONS:

1. PLEASE TYPE OR USE BLACK INK.
2. File this form completed in its entirety.
3. Mail to the appropriate District Office.
4. Complete schematic sketch on back.
5. Attach amended OCC Form 1002A showing T & A conditions.

OKLAHOMA CORPORATION COMMISSION
Oil and Gas Conservation Division
Post Office Box 52000
Oklahoma City, Oklahoma 73152-2000

NOTICE OF TEMPORARY EXEMPTION FROM PLUGGING
(OAC 165:10-11-9)

Form 1003A
Rev. 2011

[X] ORIGINAL APPLICATION
[ ] AMENDED APPLICATION
[ ] RENEWAL APPLICATION

Original Application Date: 07/20/17

Operator	White Star Petroleum, LLC			OCC/OTC Number	23358
Address	P.O. Box 13360			Phone Number	405-252-5886
City	Oklahoma City	State	OK	Zip Code	73113

Lease /Well Name/Number	EASON 27_22-21N-3W 1WHX						API No.	047-24783	OTC Lease #	047-214150			
Spot Loc'n	NE	1/4	SE	1/4	SE	1/4	SE	1/4	639	Ft. From South Line of Quarter Section	~~5090~~ 190	Ft. From ~~West~~ EAST Line of Quarter Section	
Sec.	27	Twp.	21N	Rge.	3W	County	GARFIELD			Completion Date 08/01/14	Date Last Produced / Used as Utility Well	07/01/17	
Is well located on a valid or producing lease or unit? [X] yes [ ] no										Depth to Base of Treatable Water: 190'	Surface Casing Set At:	510'	

LATEST TEST DATA:	Test Date	08/12/14	Oil	41	BBLS	Water	3787	BBLS	Gas	51	MCFD

PRODUCING FORMATION(s)	PERFORATIONS	SPACING SIZE/ORDER NO.
WOODFORD	5900-14229'	640-619904
		640-619336
		MULTI-623017

Proposed date of temporary abandonment:	07/20/17	Original date abandoned:	07/20/17	Length of time applied for (not to exceed 5 years):	5YEARS

REASON FOR EXEMPTION FROM PLUGGING

WAITING ON BETTER ECONOMIC CONDITIONS TO EVALUATE A PLAN FOR THIS WELL.

METHOD OF TEMPORARY PLUGGING FOR THE PROTECTION OF THE TREATABLE WATER SANDS

1. BRIDGING PLUG	2. TUBING WITH WITH PACKER	3. FLUID LEVEL TEST
Brand/Type	Brand/Type	Method Echo Meter
Depth Set	Depth Set	Depth to Fluid 905'
Top of Cement	Top of Cement	Type of Fluid

DATE OF FLUID LEVEL SURVEY 07/21/2017 WITNESSED BY OCC Dylan Bearman SIGNATURE FIELD INSPECTOR

I hereby certify that I am authorized to submit this application, which was prepared by me or under my supervision and direction. The facts and proposals made herein are true to the best of my knowledge and belief.

Tyler D. Fixley — SIGNATURE

Tyler Fixley, Regulatory Specialist — PRINT OR TYPE NAME AND TITLE

7/25/17 — DATE

Form 1003A
Rev. 2008

DISTRICT I
115 West 6th Street
Post Office Box 779
Bristow, OK 74010-0779
(918) 367-3396
OGBristowOffice@occemail.com

DISTRICT II
101 South 6th Street
Post Office Box 1107
Kingfisher, OK 73750-1107
(405) 375-5570
OGKingfisherOffice@occemail.com

DISTRICT III
1111 W. Willow, Suite 100
Post Office Box 1525
Duncan, OK 73533
(580) 255-0103
OGDuncanOffice@occemail.com

DISTRICT IV
1400 Hoppe Blvd.
Suite D
Ada, OK 74820
(580) 332-3441
OGAdaOffice@occemail.com

BORE HOLE SCHEMATIC

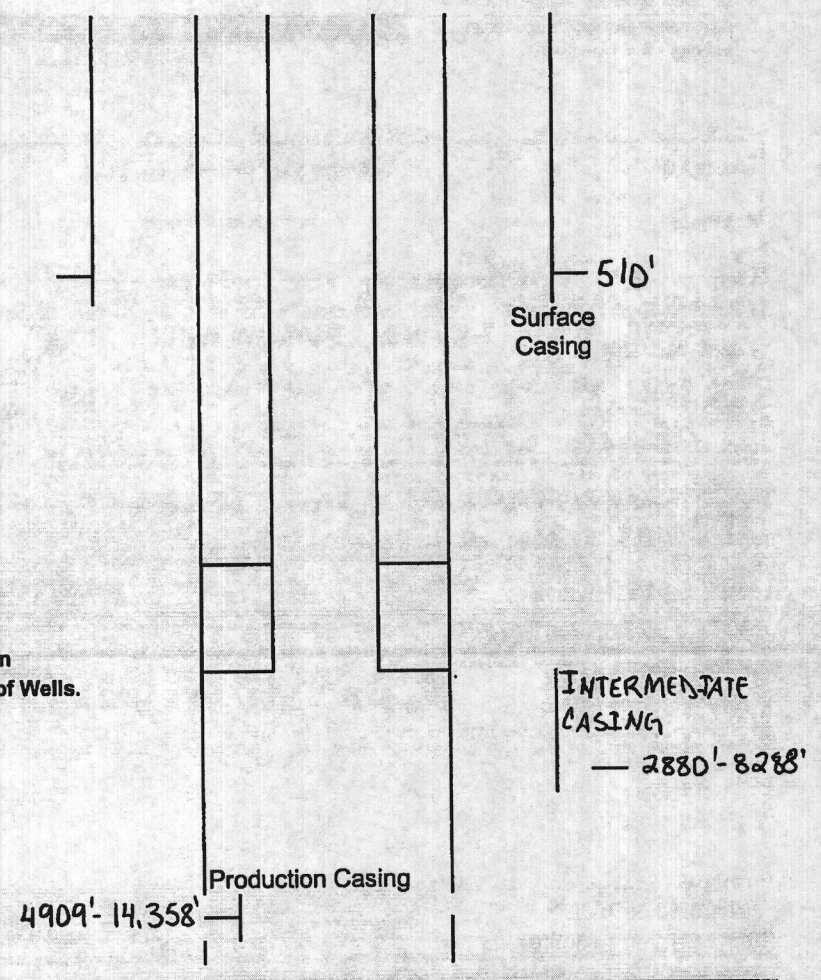

Refer to Rule 165:10-11-9 for additional information concerning Temporary Exemption from Plugging of Wells.

FOR COMMISSION USE ONLY

☒ APPROVED — This exemption, if approved, shall be valid until 07/21/2022
If approved, one copy will be returned to the operator stamped "approved".

☐ DISAPPROVED — If disapproved, all materials will be returned to the operator with a note as to why the request was rejected.

Brad Ice	2	07/26/2017
DISTRICT MANAGER	DISTRICT	DATE
Dennis K. Markham	006 Specialist	7-26-2017
TECHNICAL DEPARTMENT STAFF	TITLE	DATE

(((ECHOMETER))) **Eason27_22-21N-3W 1WHX 07/21/2017 10:18:26AM**

Liquid Level	**905 ft**

Fluid Above Pump	**4436 ft**
Equivalent Gas Free Above Pump	**830 ft**

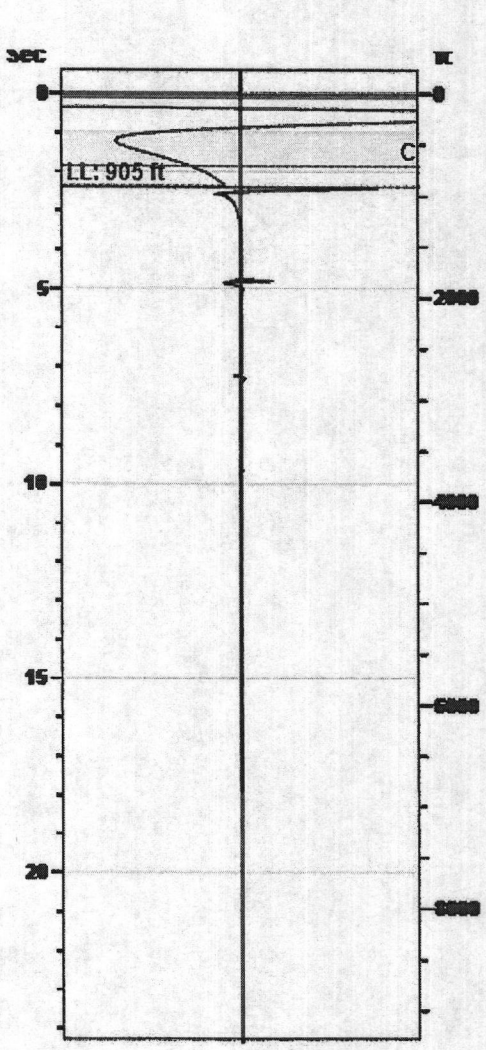

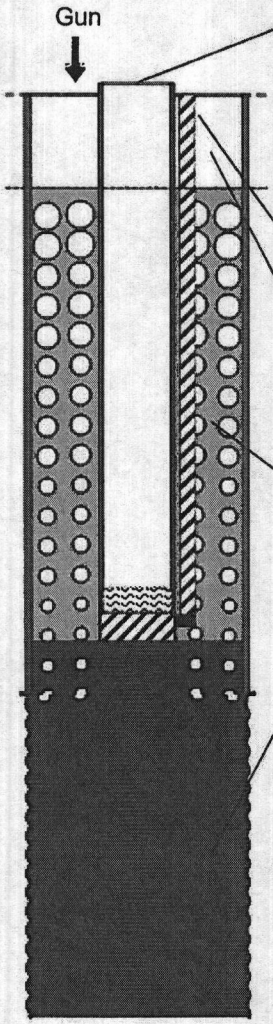

Production

Date Entered			07/19/17
	Current	Potential	
Oil	0	*.*	BBL/D
Water	0	*.*	BBL/D
Gas	0.0	*.*	Mscf/D
IPR Method			Vogel
Producing Efficiency			0.00%

Casing Pressure

Pressure	0.0 psi (g)

Annular Gas Flow

Gas Flow	34681.6 Mscf/D

Fluid Properties

% Liquid Above Pump	18.70%
% Liquid Below Pump	46.78%

Wellbore Pressures

PIP	286.1 psi (g) @ 5362 ft
PBHP	377.4 psi (g) @ 5900 ft
SBHP	*.*
Gas/Liq Interface	0.6 psi (g) @ 905 ft

Depths

Pump Intake Depth	5362 ft
Formation Depth	5900 ft

Sensor Serial No.

CG 7160

Collar Analysis (Automatic)

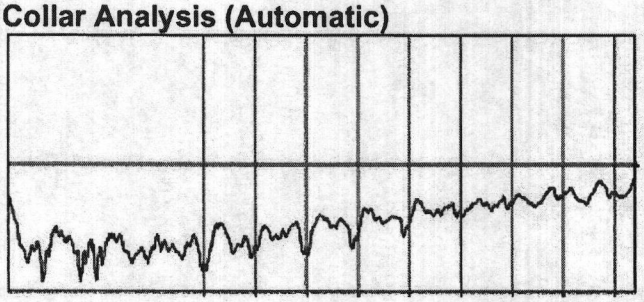

Average Acoustic Velocity	764 ft/s
Average Joints Per Sec.	12.06 Jts/sec
Joints To Liquid	28.56 Jts

Casing Pressure Buildup



Casing Pressure Buildup	0.0 psi (g)
	213.7 psi (g)
Buildup Time	15 sec
Gas Gravity	1.1851 Air = 1

Comments and Recommendations

Acoustic Test

Echometer Company
5001 Ditto Lane
Wichita Falls, TX 76302
(940) 767-4334
info@echometer.com